



ಬೃಹತ್ ಬೆಂಗಳೂರು ಮಹಾನಗರ ಪಾಲಿಕೆ
Bruhat Bengaluru Mahanagara Palike



BBMP COVID-19 WAR ROOM 03.04.2023

BBMP / COVID-19 WAR ROOM / BULLETIN – 1106/ 03.04.2023 / #BBMPfightsCOVID19



OVERVIEW OF COVID-19 IN BENGALURU

CASE TRENDS ACTIVE CASES **817**

Confirmed Cases

109

18,80,541[#]

Recovered Cases

49

18,62,728[#]

Death Cases

0

16,996[#]



HOSPITALIZATION

53

ICU – V

2

ICU

8

HDU

2

General

41

INCLUDES GOVT. QUOTA AND PRIVATE WALK-IN HOSPITALIZATION



VACCINATION

40

2,06,98,169[#]

First Dose

2

96,89,564[#]

Second Dose

6

95,11,332[#]

Precaution Dose

32

14,97,273[#]



TRIAGING

MTU

5

Tele Triage

101



ACTIVE CZs

0

MCZs (< 5 cases)

0

Clusters (> 5 cases)

0



TESTING

896

3,22,28,236[#]

RAT

276

RTPCR

620

Positivity :4.11%

*FOR LAST 7 DAYS

: indicates cumulative numbers till date



ABSTRACT OF COVID-19 SCENARIO IN BENGALURU

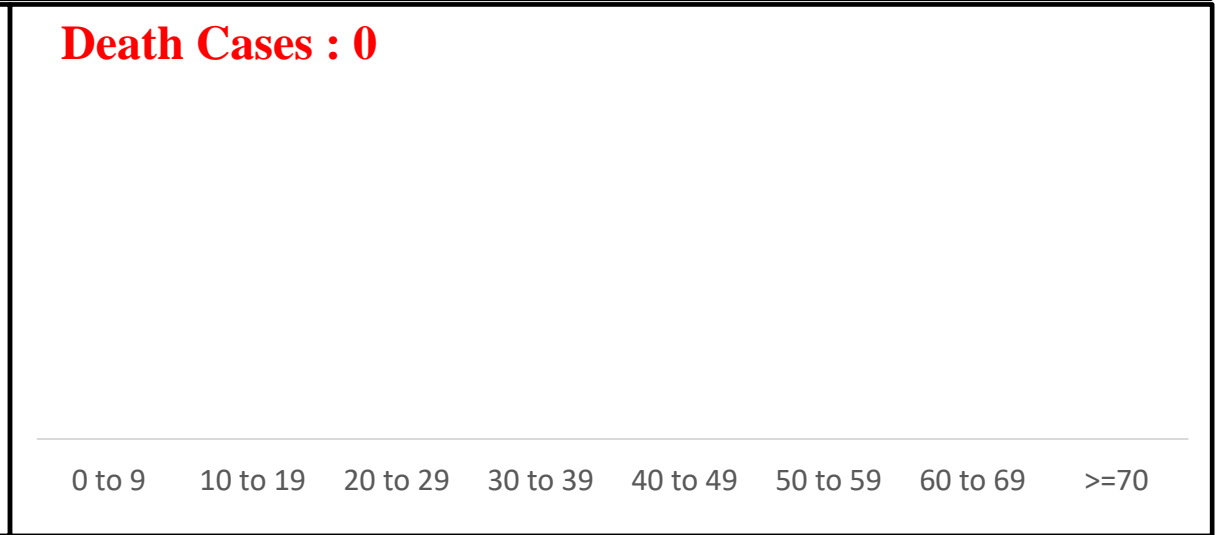
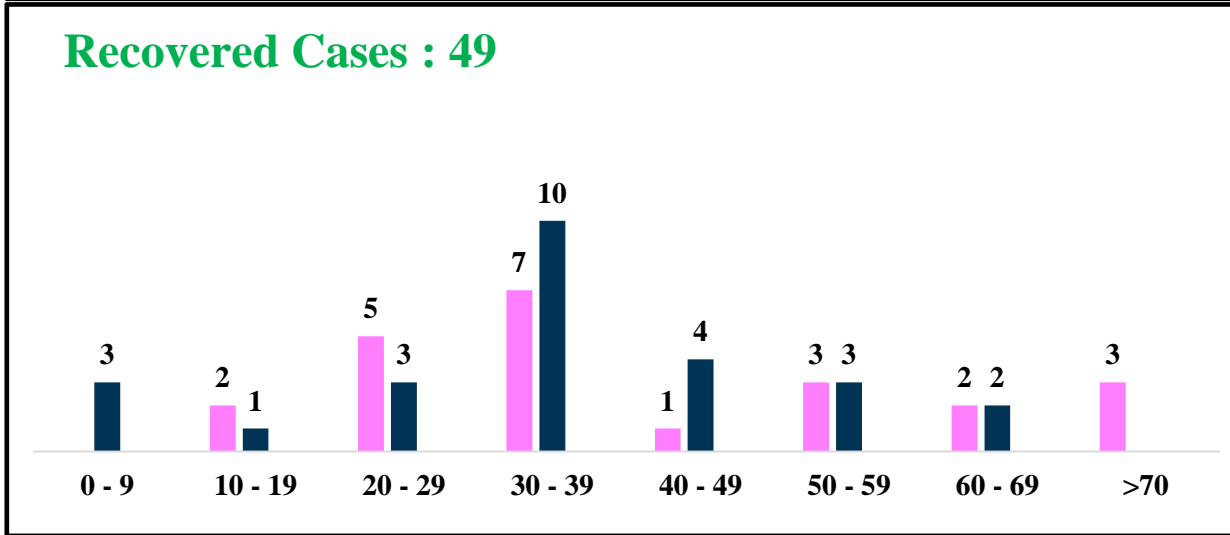
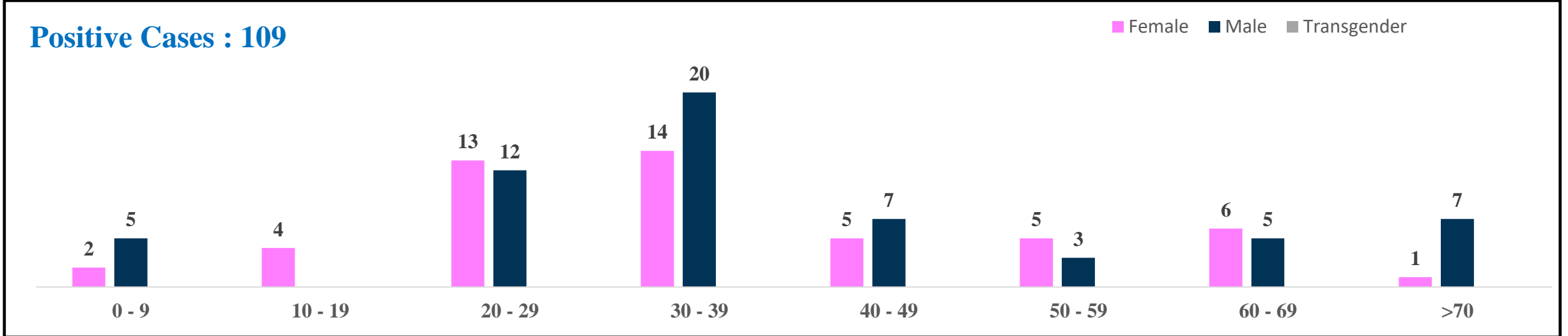


	MALE			FEMALE			TRANSGENDER			TOTAL		
	Last 24 Hours	Last 7 Days	Cumulative	Last 24 Hours	Last 7 Days	Cumulative	Last 24 Hours	Last 7 Days	Cumulative	Last 24 Hours	Last 7 Days	Cumulative
Positive Cases	59	477	11,08,729	50	363	7,71,616	0	0	196	109	840	18,80,541
Recovered Cases	26	266	10,95,942	23	196	7,65,656	0	0	187	49	462	18,62,728
Death Cases	0	1	10,765	0	0	6,227	0	0	4	0	1	16,996
Total Tests Done	In Last 24 hrs. : 896			In last 7 days : 20,425			Cumulative : 3,22,28,236					
Vaccine Doses Administered	In Last 24 hrs. : 40			In last 7 days : 769			Cumulative : 2,06,98,169					
ACTIVE CASES									817			

*Covid deaths occurred today : 00 | Covid deaths occurred beyond last 24hrs., reported today : 00



LAST 24 HOURS AGE GROUP AND GENDER WISE DISTRIBUTION

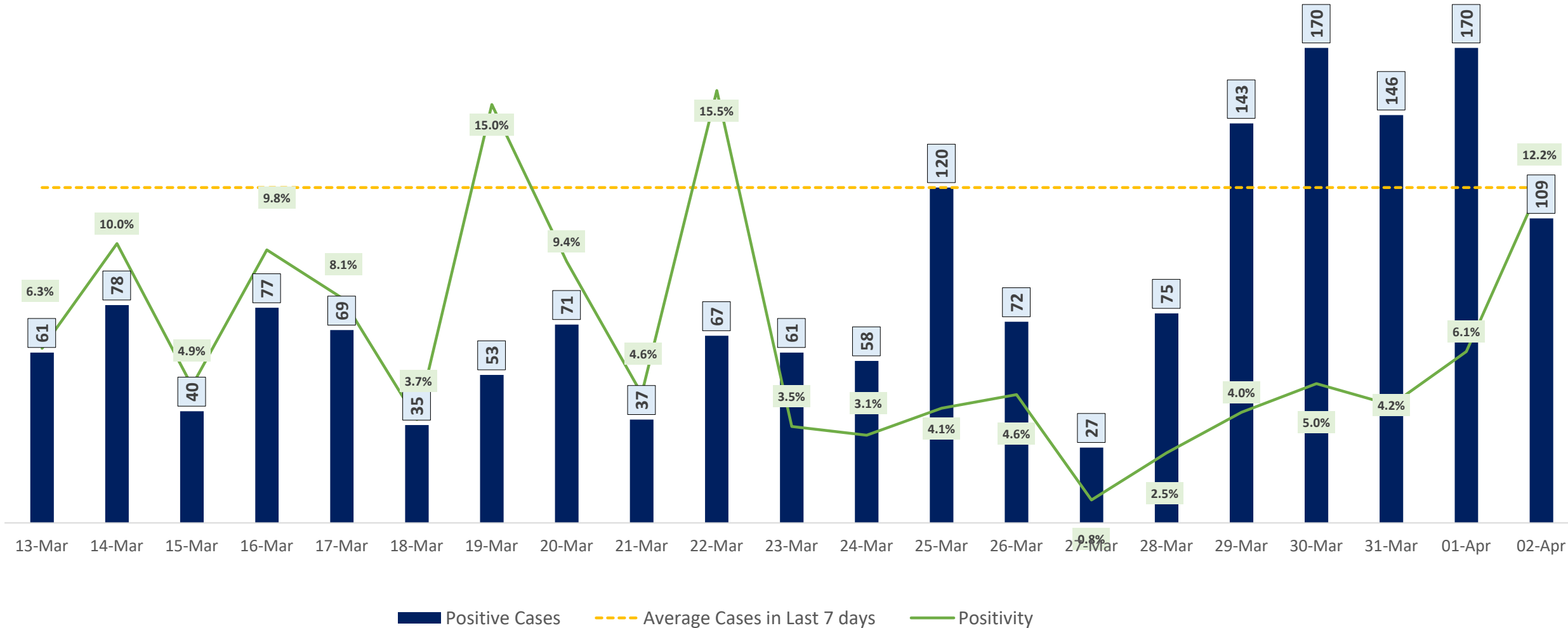




POSITIVITY RATE OF BENGALURU – LAST 21 DAYS



Average Cases in Last 7 days : 120

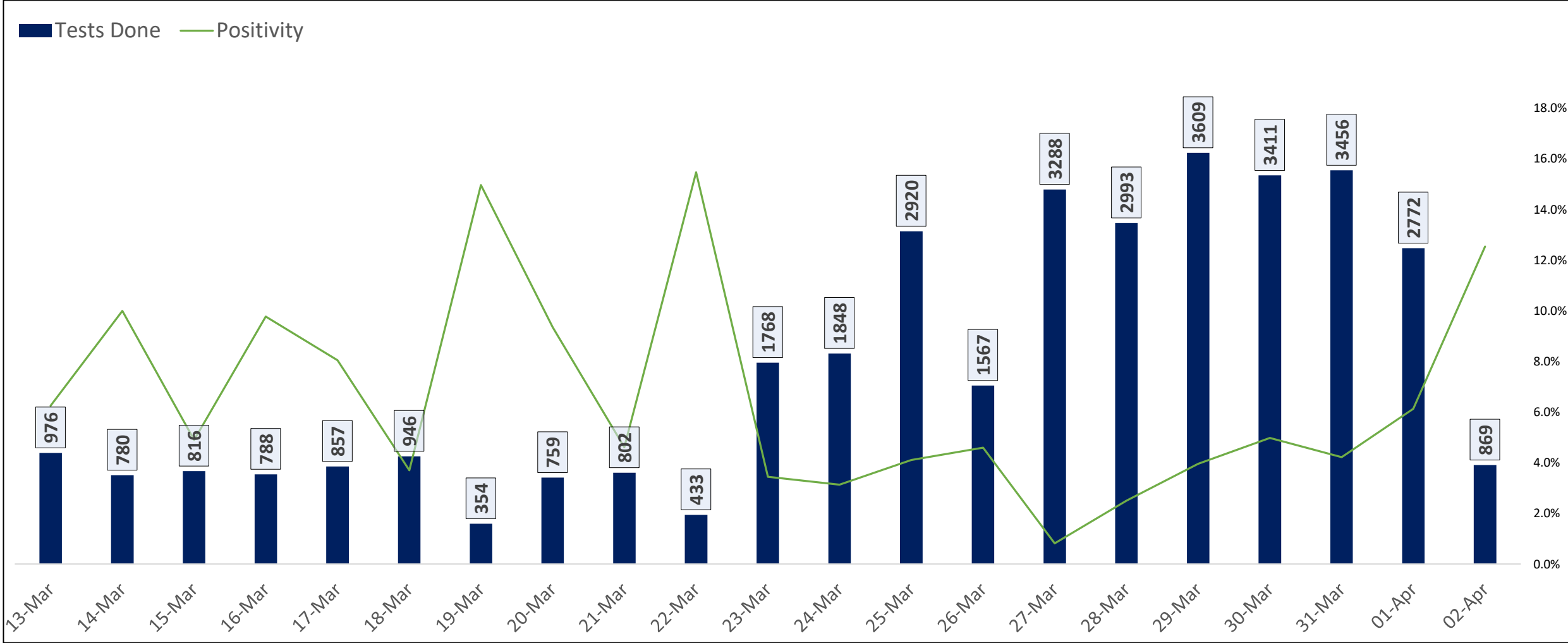




TESTING TRENDS IN BENGALURU

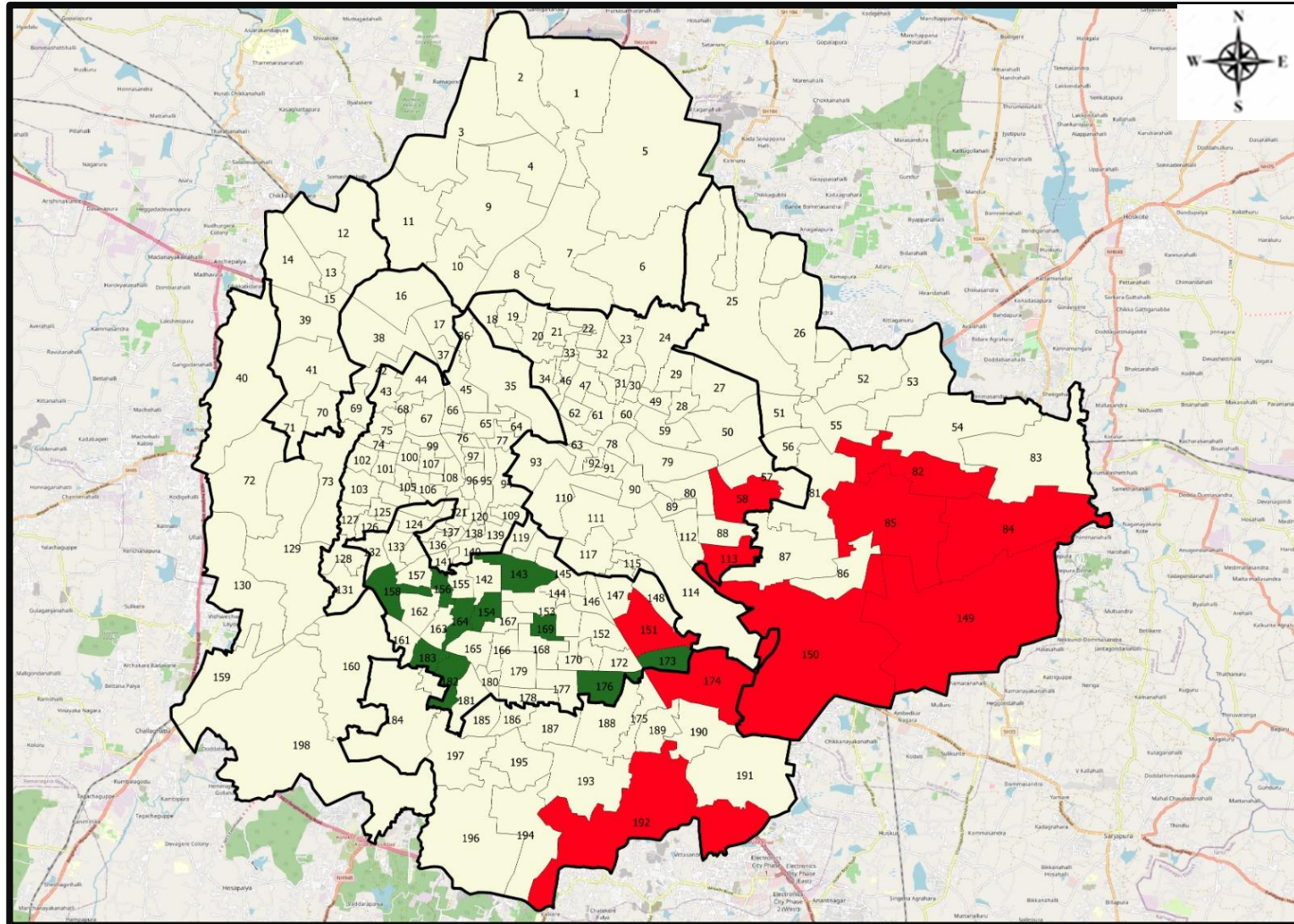


Total Test Conducted Till Date	Test Conducted Last 24 hours	Last 7 Days Average
3,22,28,236	896	2,918





BENGALURU URBAN MAP SHOWING TREND OF POSITIVE CASES IN LAST 7 DAYS



Top 10 wards reporting highest number of positive cases in last 10 days

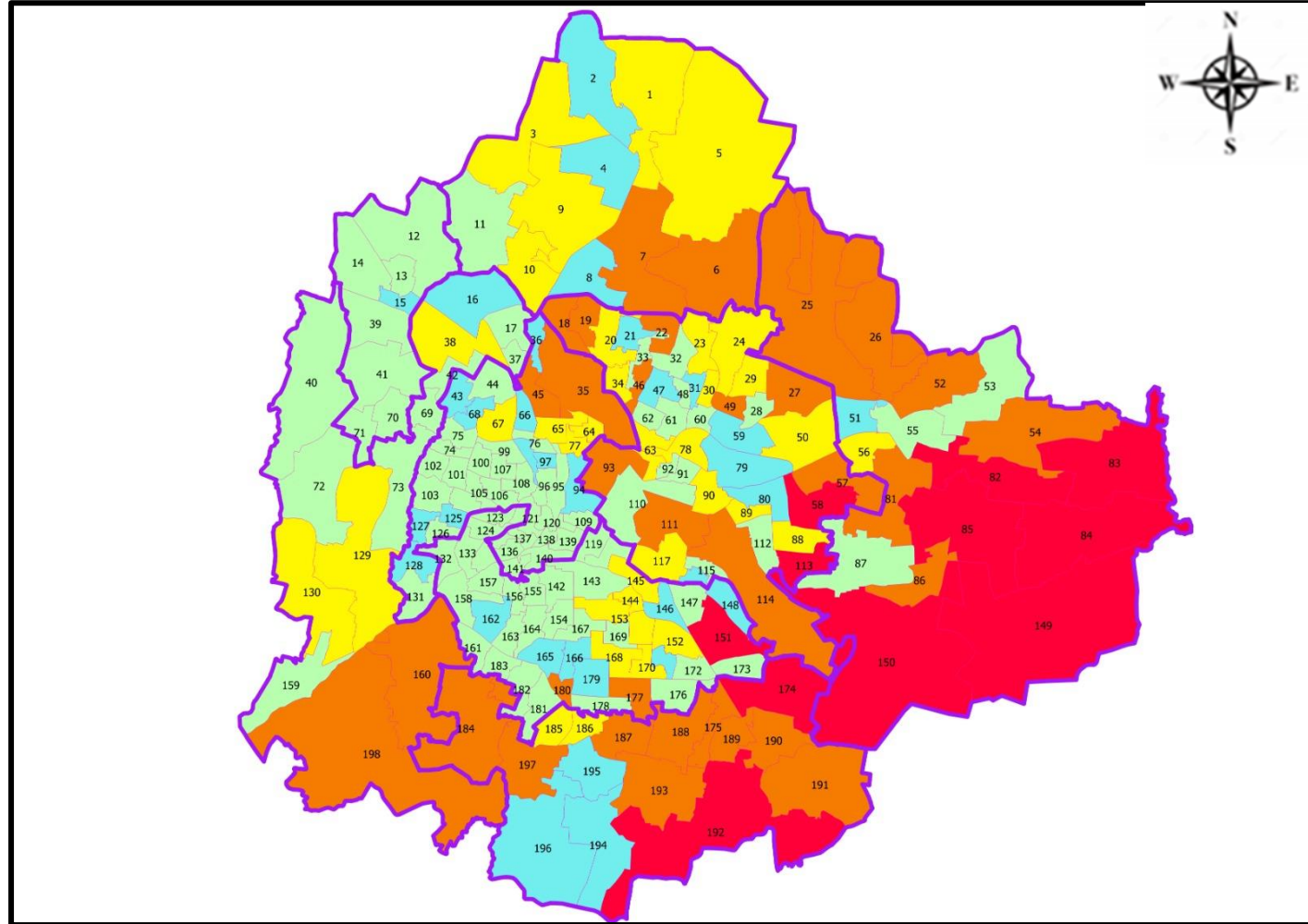
Ward No.	Ward Name	Daily Cases Average
150	Bellanduru	7
174	HSR Layout	5
85	Dodda Nekkundi	4
58	New Tippasandra	3
84	Hagadur	3
149	Varthuru	2
82	Garudachar Palya	2
113	Konena Agrahara	2
151	Koramangala	2
192	Begur	2







Top 10 wards reporting least number of positive cases in last 7 days

Ward No.	Ward Name	Daily Cases Average
183	Chikkalsandra	0
182	Padmanabha Nagar	0
176	B T M Layout	0
173	Jakkasandra	0
169	Byrasandra	0
164	Vidyapeeta Ward	0
158	Deepanjali Nagara	0
156	Srinagara	0
154	Basavanagudi	0
143	Vishveshwara Puram	0



BENGALURU MAP SHOWING INTENSITY OF POSITIVE CASES IN LAST 7 DAYS



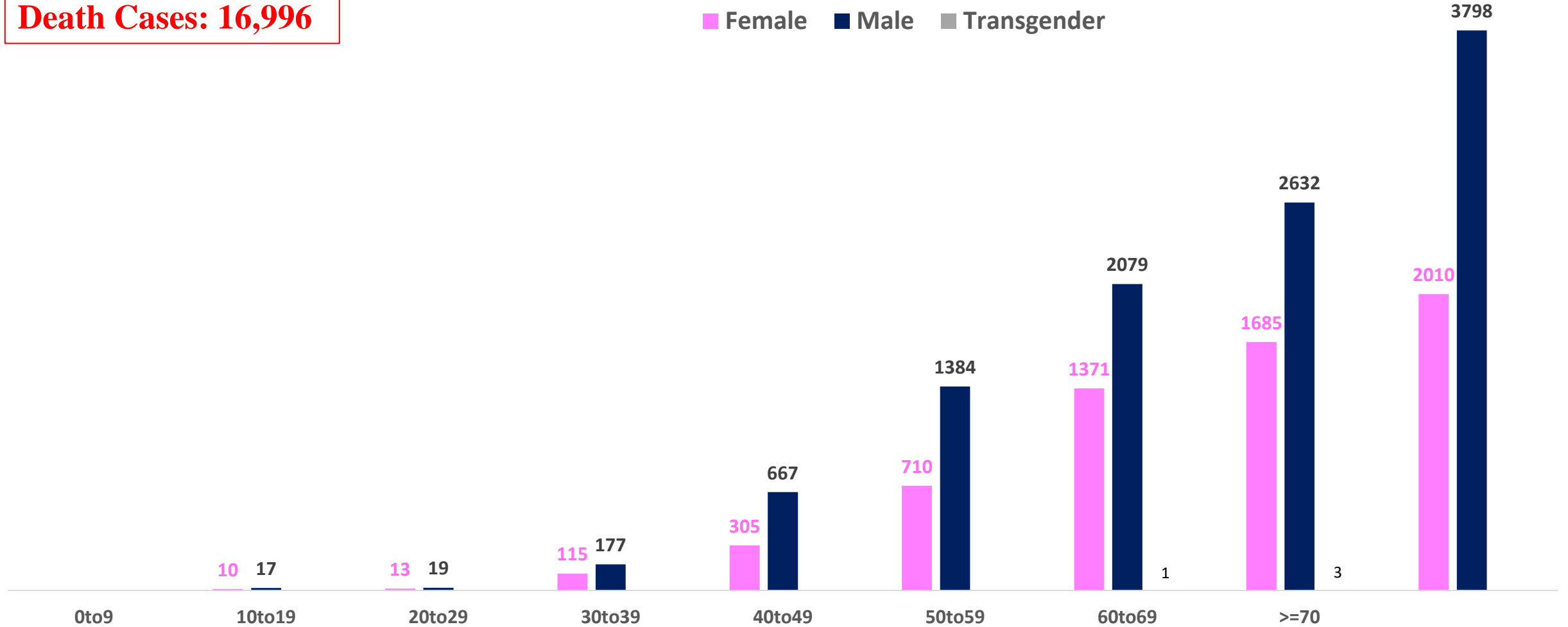
-  Level 1 : 0 to 1 Cases
-  Level 2 : 1 to 3 Cases
-  Level 3 : 3 to 5 Cases
-  Level 4 : 5 to 10 Cases
-  Level 5 : More than 10 Cases
-  Zone Boundaries



AGE AND GENDER WISE DISTRIBUTION OF DEATH CASES



Death Cases: 16,996





SNAPSHOT OF COVID-19 CASES IN BENGALURU URBAN



**Total Wards With
< = 10 Cases* :
186**

**Tests Conducted
on 02.04.2023:
896**

**Recovery
Rate*:
99.05%**

**Total
Active Cases :
817**

**Total Vaccinated
on 02.04.2023:
40**

**Positivity
Rate* :
4.11%**

**Active
Rate*:
0.04%**

**Case
Fatality Rate* :
0.12%**





*Total positive cases In the past 7 days

*CFR and positivity is for Past 7 days



ಬೃಹತ್ ಬೆಂಗಳೂರು ಮಹಾನಗರ ಪಾಲಿಕೆ
Bruhat Bengaluru Mahanagara Palike



Download BBMP Bulletin	https://apps.bbmpgov.in/covid19/mediabulletin.php
To register for vaccination :	https://selfregistration.cowin.gov.in/
BBMP COVID19 Dashboard:	https://apps.bbmpgov.in/covid19/
Follow us on:	 www.facebook.com/bbmp.comm1/
	 twitter.com/BBMPCOMM
	  BBMPSplHealth

Issued by:

**Honorable Chief Commissioner, BBMP
Special Commissioner Health, BBMP
MD, Bengaluru Smart City Limited**

THANK YOU !

